

PICK ME! I'M SORT OF CORRECT ABOUT A THIRD OF THE TIME!

If a REALTOR® made that pitch to you, would you rely on their advice? Of course not, but we see folks – buyers and sellers alike – who attempt to determine the value of a home using resources that are just that “reliable.”

There's not a week that goes by that someone doesn't trumpet the “value” of an individual property based on the tax assessment or on the estimate of value from any of several Internet sites that have developed automated valuation models – AVMs, for short. So, we decided to put them to the test, using 50 properties that went to settlement in Loudoun County in the second half of February 2010 and comparing the actual net sales price (the sales price less any seller-paid subsidy) to the predicted value from three popular AVMs as well as the taxing jurisdiction's current assessment. We bent over backwards to give the AVMs the best chance of being accurate, so we first limited our selection to resale homes only, figuring that many of the websites would not have accurate info about newly constructed homes. We chose a variety of resale condos, attached and detached homes ranging from a low price of \$132,660 to a high of \$890,000. To be as generous as possible, we looked at the “predicted” value **after** the properties had gone to settlement, knowing full well that the AVMs could have had the opportunity to update their models with the actual sales price, and thus be far more accurate than they might have been had we looked at their predicted values before the properties went to settlement. As for the tax assessment, we made sure we used the newly published 2010 values. The chart at the bottom right shows the dismal results.

The first measure of accuracy was whether the site even had information about the 50 selected properties, and here they fared quite well. As one might expect, every property had an assessed value, and the three AVM sites had a predicted value for almost every property. But things went downhill pretty fast from there.

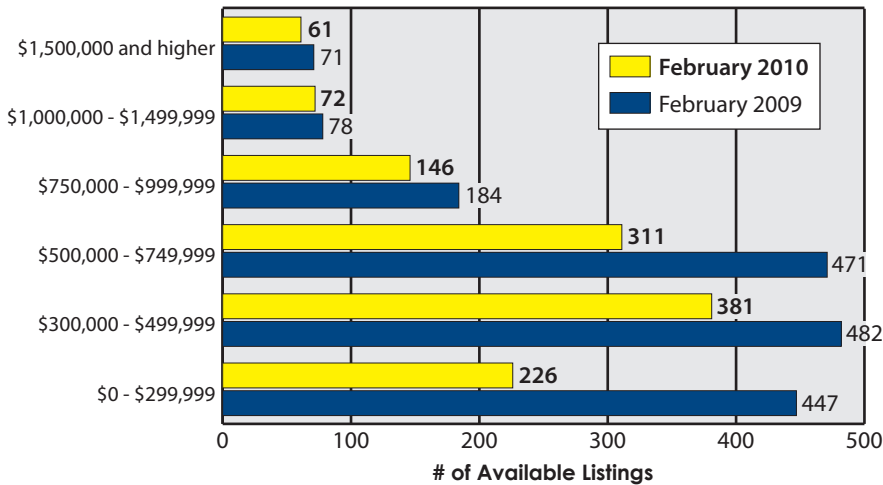
The “best” of the AVMs (Zillow.com) predicted values within 5% of the actual sales price 44% of the time; the worst (Eppraisal.com) got within 5% of the actual sales price just 16% of the time. The assessed value was within 5% of the sales price just 32% of the time.

There are lots of reasons why these resources are so consistently inaccurate and, if you look closely at the fine print on the AVM sites, you'll see even **they** don't claim to be accurate. No computer model can account for the new kitchen that was just put in, the updated landscaping, the bright purple paint in the family room, or the three cars up on blocks in the front yard of the house next door. They can't assess a seller's motivation to sell, or the lack thereof. A good REALTOR® will have a better handle on these factors and many more every time – and therefore a much better idea about what the value is every time. So we'll be blunt: these resources are **useless** for determining what a home is actually worth, and anyone who relies on their accuracy does so at their own peril.

LOUDOUN CO.	Zillow	Eppraisal	CyberHomes	Tax Value
With a Value	96%	88%	98%	100%
OF THOSE WITH A VALUE				
Within 20% of SP	83%	75%	84%	90%
Within 10% of SP	63%	48%	55%	50%
Within 5% of SP	44%	16%	31%	32%
More than 5% high	44%	52%	33%	26%
More than 5% low	13%	32%	37%	42%

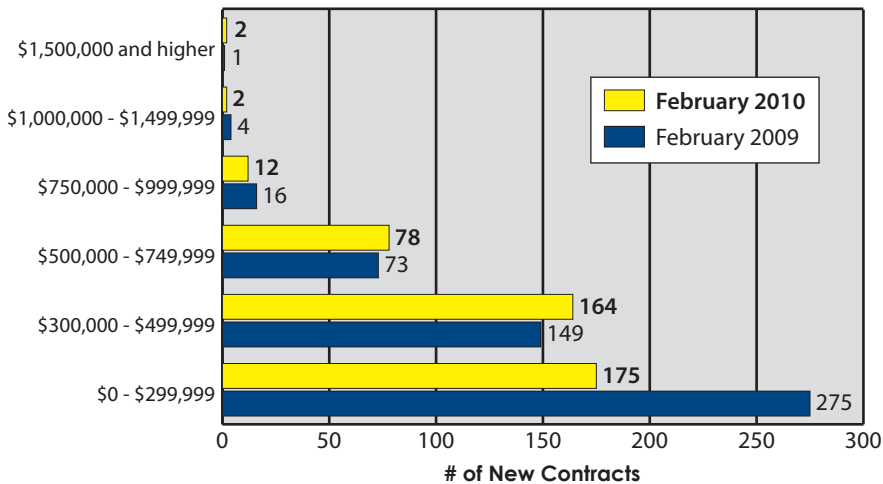
FULLY AVAILABLE LISTINGS

Loudoun County - February 28, 2009 vs. February 28, 2010



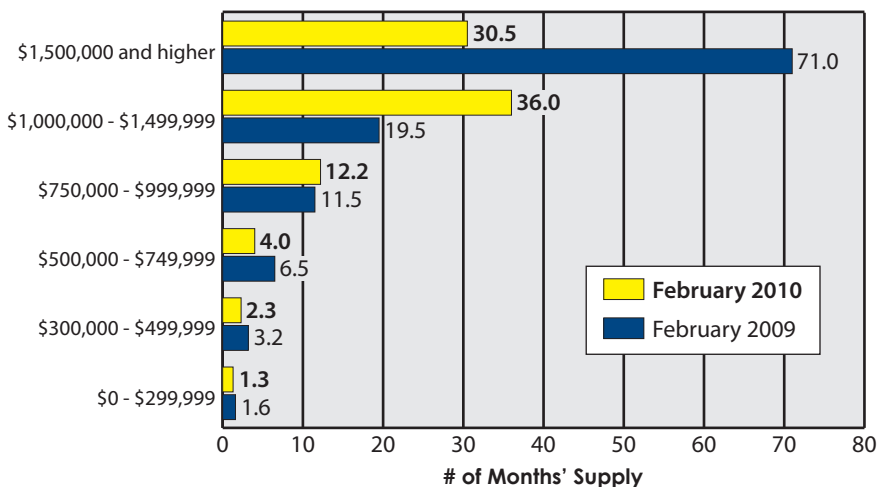
NEW CONTRACT ACTIVITY

Loudoun County - February 2009 vs. February 2010



MONTHS' SUPPLY

Loudoun County - February 2009 vs. February 2010



FULLY AVAILABLE LISTINGS

- The available inventory for February 2010 **decreased 30.9%** from February 2009, and the massive snowstorms undoubtedly played a role in this drop as sellers delayed putting their homes on the market until they could dig out.
- Inventory is down for all price categories.
- 31.8%** of all homes on the market have had at least one price reduction since coming on the market.

NEW CONTRACT ACTIVITY

- The number of new contracts ratified in February 2010 was **down 16.4%** from the number of contracts ratified in February 2009. Given the weather, we're amazed that 3 of the 6 price categories actually saw increases!
- 25.2%** of all homes going under contract in February 2010 had at least one price reduction before going under contract.

MONTHS' SUPPLY

- The overall supply of homes on the market at the end of February was **2.8 months**, down from 3.3 months at the end of February 2009, despite the drop in contract activity. This is due exclusively to the drop in inventory, so it will be very interesting to see how this tracks as both the weather and the market heat up this spring
- Supply is actually up for homes priced \$750,000-\$1,499,999, and it is safe to say that the market for \$1,000,000+ homes in Loudoun is **very** slow.



www.McEneaney.com

The BEST address for YOUR address

LEADING
REAL ESTATE
COMPANIES®
OF THE WORLD

